

Government College Ropar


Teaching Plan (Semester III) Session (2018-2019)


Class: BA II  
Subject: Home Science

Name of the Teacher: Arvinder Kaur  
Paper: Theory & Practical

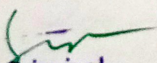
CLOTHING

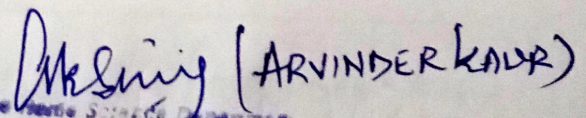
S. No	Topics to be Covered
Week 1	Sewing equipment and supplies used in clothing construction and their use and care. <b>Practical:</b> Embroidery-Make a sample of 3 embroidery stitches.
Week 2	Sewing machine and its parts. <b>Practical:</b> Embroidery-Make a sample of 3 embroidery stitches.
Week 3	Accessories of sewing machine and its common defects and remedies. <b>Practical:</b> Embroidery-Make a sample of 4 embroidery stitches. <b>Assignment</b>
Week 4	Anthropometry (body measurements), precaution in taking and recording measurements. <b>Practical:</b> Taking body measurements.
Week 5	Drafting and its importance. <b>Practical:</b> Make Samples of the following: Tacking, running stitch, hemming
Week 6	Pattern making – types, advantages and disadvantages. <b>Practical:</b> : Make Samples of the following: back-stitch, button hole stitch
Week 7	Elements of design such as color, line. <b>Practical:</b> Make Sample of the fasteners.
Week 8	Elements of design such as form and texture. <b>Practical:</b> Make Samples of the following: Seams-Flat seam, counter hem, montua maker, run and fell, French seam, Continuous wrap.

  
Principal  
Govt. College  
Ropar

  
Teacher of the Home Science Department,  
Government College, ROPAR

Week 9	Principles for design such as harmony, balance <b>Practical:</b> Make Samples of the following: two piece placket opening, pleats, gathers into band.
Week 10	Revision Mid-Semester exams
Week 11	Principles for design such as rhythm, emphasis and proportion. <b>Practical:</b> Drafting and construction of the following: Child's Bodice Block – Child's Frock
Week 12	Selection of suitable clothing with reference to income, climate, occasion, occupation and fashion etc. for Infants and toddlers, Adolescents, adults and elderly persons. <b>Practical:</b> Drafting and construction of the Jangia, Bloomer, Adult Bodice Block and Plain sleeve block.
Week 13	Selection of suitable clothing with reference to income, climate, occasion, occupation and fashion etc. for Infants and toddlers, Adolescents, adults and elderly persons. <b>Practical:</b> Drafting and construction of Petticoat/Apron
Week 14	Revision Tests Clarification of doubts <b>Practical:</b> Drafting and construction of Salwar and Kameez/Kurta-Pyzama.

  
Principal  
Govt. College  
Ropar

  
Head of the Home Science Department  
Government College, ROPAR

Government College Ropar

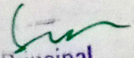
Teaching Plan (Semester IV) Session (2018-2019)


Class: BA II  
Subject: Home Science

Name of the Teacher: Arvinder Kaur  
Paper: Theory & Practical

TEXTILES

S. No	Topics to be Covered
Week 1	Classification of textile fibers, different types of yarns-simple, novelty and bulk. <b>Practical:</b> Testing of cotton, wool and silk by microscopic and burning.
Week 2	Manufacture (in brief) and properties of natural fibers-cotton, linen. <b>Practical:</b> Testing of cotton, wool and silk by microscopic and burning.
Week 3	Manufacture (in brief) and properties of natural fibers silk and wool. <b>Practical:</b> Stain removal-Rust, coffee, pan, paint, dye <b>Assignment</b>
Week 4	Manufacture (in brief) and properties of synthetic fibers-nylon, polyester <b>Practical:</b> Stain removal- nail polish, lipstick, perfume, blood, medicine, boot polish turmeric and tea.
Week 5	Manufacture (in brief) and properties of synthetic fibers- rayon-viscose and acetate. <b>Practical:</b> Spot cleaning of any one woollen garment.
Week 6	Care and storage of clothes. <b>Practical:</b> Simple household dyeing of a cotton fabric of size 12" X 12" and preparing samples of various methods of tie and dye.
Week 7	Selection and care of linen. <b>Practical:</b> Simple household dyeing of a cotton fabric of size 12" X 12" and preparing samples of various methods of tie and dye.
Week 8	Bleaches- oxidizing, reducing and their suitability to different fibers. <b>Practical:</b> Prepare one article of Tie and Dye.

  
Principal  
Govt. College  
Ropar

  
Arvinder Kaur  
Teacher  
Government College, Ropar

Week 9	<p>Finishes Embossing, tentering, calendering, sanforizing, mercerization, crease-resistant, water proofing and repellency, flame resistant and flame proof.</p> <p><b>Practical:</b> Prepare one article of Tie and Dye.</p>
Week 10	<p>Revision</p> <p>Mid-Semester exams</p>
Week 11	<p>Washing of different types of garments.</p> <p><b>Practical:</b> Prepare a wall hanging of tie and dye.</p>
Week 12	<p>Dyeing-dyeing of cotton and wool with direct and acid dyes. Resist dyeing-tie and dye, Batik.</p> <p><b>Practical:</b> Laundering and finishing of following garments:</p> <p>a) Cotton-blouse, salwar, kameez.</p> <p>b) Synthetic- Terry cot, knicker, gathered frock, pleated skirt.</p>
Week 13	<p>Dyeing-dyeing of cotton and wool with direct and acid dyes. Resist dyeing-tie and dye, Batik.</p> <p><b>Practical:</b> Laundering and finishing of following garments:</p> <p>c) Silk- blouse, sari.</p> <p>d) Woollen cardigan or pullover.</p>
Week 14	<p>Revision</p> <p>Tests</p> <p>Clarification of doubts</p>

Principal  
Govt. College  
Ropar

Arvinder Kaur (ARVINDER KAUR)  
Head of the Dept. of Home Science (Textiles)  
Government College, Ropar